
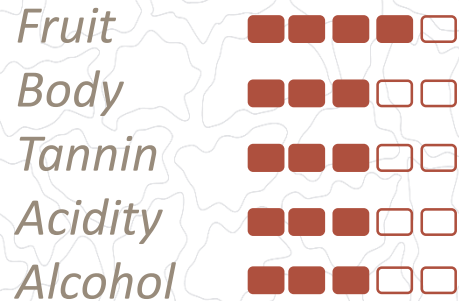


VIN DE FRANCE ARTABAN RED PIWI

WINE PROFILE



DOMINANT FLAVORS


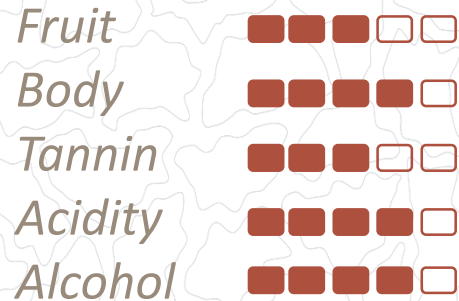
Cherry
Oregano
Green pepper
Blackberry
Liquorice

Grape varieties : 100% Artaban
Type of soil : clay-limestone, schist
Climate : Mediterranean, temperate by the sea

OUT OF THE BOX – PIWI RANGE

VIN DE FRANCE PRIOR RED *PIWI*

WINE PROFILE



DOMINANT FLAVORS

Raspberry
Violet
Red plum
Eucalyptus
Liquorice

Grape varieties : 100 % Prior

Type of soil : clay-limestone, schist

Climate : Mediterranean, temperate by the sea

OUT OF THE BOX – PIWI RANGE

VIN DE FRANCE SORELI WHITE PIWI

WINE PROFILE



DOMINANT FLAVORS

Quince
Muscat
Rhubarb
White flowers
Yellow apple

Grape variety : 100 % Soreli
Type of soil : clay-limestone, schist
Climate : Mediterranean, temperate by the sea

OUT OF THE BOX – PIWI RANGE

VIN DE FRANCE SOUVIGNIER WHITE *PIWI*

WINE PROFILE

Fruit

Body

Freshness

Acidity

Alcohol



DOMINANT FLAVORS

Citrus

Exotic fruits

White fruits

Boxwood

Pineapple

Grape variety : 100 % Sauvignier

Type of soil : Clay-limestone, schist

Climate : Mediterranean, temperate by the sea.

OUT OF THE BOX – PIWI RANGE